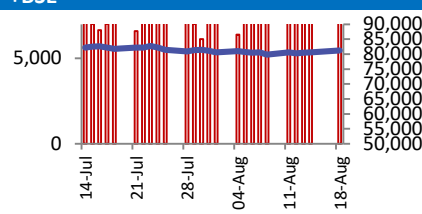
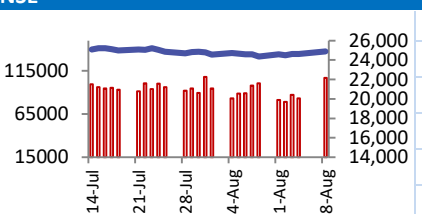


+BSE			NSE		
	Open	81316		Open	24938
	High	81766		High	25022
	Low	81202		Low	24853
	Close	81274		Close	24877
	Change	676		Change	246
	Volume (Lacs)	9174		Volume(Lacs)	36808
	Turnover (Rs.inCr)	8904		Turnover(Rs.in Cr)	106994

World Markets	Current	Previous	Pt. Chg	Var(%)
Dow	44938	44922	16	0.0%
Dow Futures	45016	44995	21	0.0%
Nasdaq	21173	21315	(142)	-0.7%
FTSE	9288	9189	99	1.1%
Nikkei	42641	42889	(248)	-0.6%
Hang Seng	25170	25166	4	0.0%
Gift Nifty	25115	25080	35	0.1%
Straits Singapore	4227	4220	8	0.2%
South Korea	3165	3130	35	1.1%
Taiwan	23938	23625	312	1.3%
Shanghai	3780	3766	14	0.4%

Commodity Prices	Current	Previous	Pt. Chg	Var(%)
Copper (\$/MT)	9721	9692	29	0.3%
Alumin (\$/MT)	2577	2564	13	0.5%
Zinc (\$/MT)	2787	2769	19	0.7%
Brent Crude (\$/bbl)	67	67	0	0.4%
Gold (\$/Ounce)	3344	3348	(4)	-0.1%
Silver (\$/Ounce)	38	38	(0)	0.0%
Light Crude (\$/bbl)	63	63	0	0.5%
N G (\$/mmbtu)	3	3	0	0.5%
Sugar (\$/MT)	490	478	12	2.5%
Rubber (Rs./kg)	194	195	(2)	-0.8%
Baltic Dry Index	1927	1964	(37)	-1.9%

Currency Exchange Rate	Current	Previous	Var(%)
Rs./ \$ rate	87.07	86.96	0.14%
Rs./ Euro	101.39	101.56	-0.17%
Rs./Chinese Yuan	12.14	12.13	0.05%
Yen / \$ rate	147.36	147.33	0.02%
\$ US/Euro	1.16	1.17	-0.03%

Dollar Index	Current	Previous	Var(%)
Dollar Index	98.28	98.22	0.06%

Support/ Resistance Levels for Today		
	Nifty	Bank Nifty Fut
Support 1	24970	55570
Support 2	24900	55340
Resistance	25140	56040

Securities in Ban For Trade	
TITAGARH	RBLBANK
PGEL	

Market Review

US: US stocks fell for a fourth day on Wednesday as traders rotated out of technology high-flyers into less risky sectors after the minutes of the last Federal Reserve meeting showed officials saw inflation risks outweighing concern over the labor market.

Aisa: Asian technology stocks edged up in early trade on Thursday after dip buyers helped lift US stocks from their lowest levels of the day.

India: Indian equities snapped a six-week losing streak and ended nearly a percent higher in the holiday-shortened week.

Market is expected to open on a flattish note and likely to witness range bound move during the day.

Economy: Japan's manufacturing activity contracted for the second month in August as U.S. tariffs weighed on overseas demand. The S&P Global flash Japan PMI increased to 49.9 in August from July's final 48.9, but it remained below the 50.0 threshold that separates growth from contraction for two straight months. "The recovery in manufacturing output may be hard to sustain unless we see an improvement in sales in the near-term," said Annabel Fiddes, Economics Associate Director at S&P Global Market Intelligence, which compiled the survey. Manufacturing output showed a modest recovery, with the output index rebounding to the growth from a contraction logged in July.

The Energy Information Administration (EIA) reported a significant drop in {8849|U.S. crcrude oil inventories, indicating a stronger demand for crude and potentially bullish implications for crude prices. The actual data revealed a decrease of 6.014 million barrels of commercial crude oil held by U.S. firms. This decline was far more substantial than the forecasted drop of 0.800 million barrels, suggesting a more robust demand for crude oil than initially anticipated by market analysts. In comparison to the previous week's data, which reported an increase of 3.036 million barrels, the current figures represent a significant turnaround.

Commodities: Oil prices gained slightly on Thursday as larger-than-expected declines crude oil and fuel inventories in the U.S., the world's biggest oil user, supported expectations for steady demand.

Gold prices were steady on Thursday as investors awaited cues into the Federal Reserve's policy outlook ahead of the Jackson Hole symposium in Wyoming, which begins later in the day.

Currency: The U.S. dollar drifted on Thursday as investors fretted about the Federal Reserve's independence after yet another attack from President Donald Trump ahead of remarks from Chair Jerome Powell later this week that could influence the outlook for rates.

FII Derivative Transactions (Rs. Cr)

Contracts	Purchase		Sell		Net	Open Interest (OI)		OI (Previous day)		Change	
	Contract	Value	Contract	Value	Value	Contract	Value	Contract	Value	Contract	Value
Index Future	11046	2085	12707	2409	(324)	215958	40789	212895	40151	3063	638
Index Option	5176056	972726	5252486	987292	(14566)	1720076	324158	1525939	287020	194137	37138
Stock Future	308878	20779	318885	21847	(1068)	5663676	394671	5640555	391643	23121	3028
Stock Option	475483	33063	471808	32878	185	422448	29119	401093	27574	21355	1545
Total	5971463	1028653	6055886	1044426	(15773)	8022158	788737	7780482	746388	241676	42349

FII All Activity-BBG (Rs Cr)		Buy	Sell	Net
12-Aug-25		9976	12625	(2649)
13-Aug-25		12995	15259	(2264)
14-Aug-25		14464	15672	(1208)
18-Aug-25		21175	20159	1016
19-Aug-25		13933	13946	(12)
Month to date- Aug		162118	177144	(15026)
FII (Prov.) (Rs Cr)		Buy	Sell	Net
13-Aug-25		11350	14994	(3644)
14-Aug-25		13646	15573	(1927)
18-Aug-25		20070	19519	551
19-Aug-25		12604	13238	(634)
20-Aug-25		11600	12700	(1100)
Month to date-Aug		161417	186792	(25375)
DII (Prov.) (Rs. Cr)		Buy	Sell	Net
13-Aug-25		13982	8359	5624
14-Aug-25		13144	9249	3896
18-Aug-25		18650	14546	4104
19-Aug-25		11881	9620	2261
20-Aug-25		14464	12658	1806
Month to date-Aug		195501	131535	63966
FII Debt - BBG (Rs. Cr)		Buy	Sell	Net
12-Aug-25		1708	1706	1
13-Aug-25		5770	1488	4282
14-Aug-25		5052	693	4359
18-Aug-25		3637	2668	970
19-Aug-25		3309	3503	(194)
Month to date- Aug		34786	21857	12928

Market Breadth	BSE		NSE	
	No.	%	No.	%
Advance	2270	54%	1669	55%
Decline	1815	43%	1265	42%
Unchanged	156	4%	89	3%

Market Turnover	20-Aug	19-Aug	Var (%)
BSE Cash	8904	7813	14%
NSE Cash	106994	83350	28%
NSE Futures	106580	130444	-18%
NSE Options	19333564	12664829	53%
Total (Rs.Cr)	19556041	12886435	52%

Volatility Index	20-Aug	19-Aug
Volatility Index	11.79	11.79

Index PE - TTM	20-Aug	Yr. High	Yr. Low
Sensex	23.0	25.2	20.3
Nifty	22.0	24.4	19.6

Corporate News

Godrej Properties acquires 7% stake in Godrej Skyline Developers

Mumbai-based Godrej Properties announced the acquisition of a 7% stake in Godrej Skyline Developers (GSDL) for a total consideration of ₹9.25 lakh from existing shareholders. The target company, incorporated in November 2016, is primarily engaged in the business of real estate development and related activities, and the sale of residential projects in Mamurdi, Pune, and has a registered office in Mumbai. (CNBC)

Tech Mahindra incorporates Saudi arm to expand footprint

The Company has incorporated a new wholly owned subsidiary, Tech Mahindra Regional Headquarters, in Saudi Arabia to provide strategic direction and management support to its subsidiaries in Bahrain and Egypt. (NDTV)

RailTel Corp secures multiple orders worth over Rs 50 crore

The company announced securing multiple orders cumulatively worth over Rs 50 crore. The public sector enterprise received an order of Rs 34.99 crore from the Kerala State Information Technology Mission and another order of Rs 15.42 crore from the Higher Education Department of Odisha. (NDTV)

Economy

July core growth slows to 2% as energy loses steam

India's core sector output experienced a modest 2% growth in July, slightly below June's 2.2%, primarily due to contractions in coal, crude oil, natural gas, and refinery products. Steel and cement production surged, driven by government capital expenditure and a robust housing sector. Looking ahead, expectations are for core sector growth to rise to 5% in August. (ET)

India's major textile commodities exports up despite global uncertainties: Govt

India's textile exports showcased resilience in July 2025, climbing 5.37% to \$3.1 bn, driven by robust demand for readymade garments, jute, carpets, and handicrafts. Cumulative exports for April-July 2025 reached \$12.18 bn, marking a 3.87% increase compared to the previous year, highlighting the sector's diversified product strength and its role in economic growth despite global uncertainties. (ET)

International

Meta freezes AI hiring after major spending spree- WSJ

Meta Platforms Inc has frozen hiring in its AI division after a months-long spree of hiring more than 50 AI researchers and engineers. The hiring freeze took effect last week and also came amid a broader restructuring in the AI division, citing people familiar with the matter. (Inv)

Top 5 Nifty Gainers	20-Aug	19-Aug	Var(%)
INFY	1496	1440	3.9%
TCS	3099	3016	2.7%
HINDUNILVR	2670	2605	2.5%
NESTLEIND	1190	1161	2.5%
NTPC	342	335	2.1%
Top 5 Nifty Losers	20-Aug	19-Aug	Var(%)
BEL	372	380	-2.2%
BAJFINANCE	888	902	-1.6%
SHRIRAMFIN	616	626	-1.6%
TATAMOTORS	690	700	-1.5%
INDUSINDBK	778	786	-0.9%

BSE Index Watch	Last	1 day	1 wk	1 mth	1 yr
SENSEX	81858	0.3%	2.0%	-0.4%	1.2%
MIDCAP	46050	0.4%	2.8%	-2.1%	-4.7%
SMLCAP	53181	0.3%	2.7%	-3.8%	-3.9%
AUTO	57006	-0.1%	6.9%	5.9%	-1.5%
BANKEK	62061	-0.3%	1.2%	-2.3%	7.4%
Capital Goods	67127	0.1%	1.0%	-5.6%	-8.2%
FMCG	20847	1.4%	2.9%	0.5%	-9.2%
Health Care	44497	-0.2%	1.5%	-1.1%	5.9%
IT	35031	2.6%	2.9%	-3.9%	-17.1%
METAL	31659	0.5%	3.0%	-0.3%	-1.0%
Oil & Gas	26389	-0.2%	0.2%	-4.7%	-18.9%
Power	6655	0.5%	0.2%	-3.8%	-20.1%
Realty	7092	1.0%	3.3%	-9.2%	-12.6%

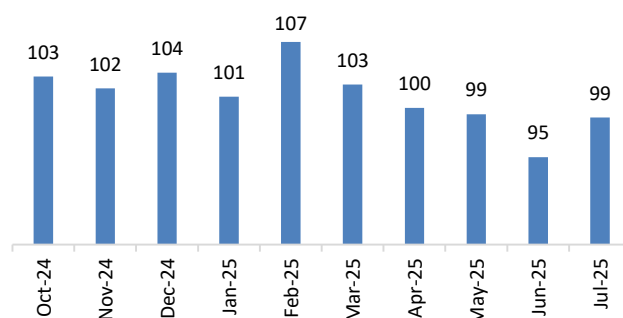
Margin Trading Disclosure (Rs. In Cr)	Last	1 day	1 wk	1 mth	3 mth
Op. Scripwise Outstanding	90371	-1.0%	-0.8%	0.9%	21.4%
Fresh Exposure	6029	2.2%	12.0%	-4.6%	3.6%
Exposure liquidated	5808	-13.4%	14.1%	2.3%	2.1%
Closing Net scripwise outstanding	90591	0.1%	-0.9%	0.4%	21.5%

NSE USD Futures	20-Aug	19-Aug	Var (%)
Aug Expiry (Rs./\$)	86.30	86.30	0.0%
Sept Expiry (Rs./\$)	87.09	87.05	0.0%
Total Turnover (Rs. Crore)	1429	2388	-40%

Sectors	TTM PE
Auto	30.35
Auto Ancillary	40.13
Banking	14.13
Engineering	46.18
Cement	67.05
Diamonds & Jewellery	41.74
Housing Finance	23.45
Infrastructure & Const	26.1
Metals-Aluminium	28.74
Metal – Steel	17.34
Oil Expl.	6.67
Pharma	10.15
Power – Gen. Supp.	39.37
Information Tech.	28.85
Sugar	16.91
Telecom Serv. Prov.	37.07
Tyres	31.76

Iron Ore prices(\$)

(Source:BigMint)



10 year G-Sec Yield	Current	Previous	Change
US	4.29%	4.29%	(0) bps
Japan	1.61%	1.61%	(1) bps
India	6.50%	6.51%	(2) bps
UK	4.67%	4.74%	(7) bps
Libor 3 Mths	4.85%	4.85%	(0) bps

Indian Eco Data	Current	Previous	Var(%)
Forex Reserve (US\$ in bn)	602	694	-13.2%
Inflation - WPI	-0.58%	-0.13%	(45) bps
Inflation - CPI	1.55%	2.10%	(55) bps

India GDP	Q3FY25	Q2FY25	Var(%)
Growth	7.38%	6.40%	98 bps

Monetary Policy	Current	Previous	Change
Repo Rate	5.50%	5.50%	0 bps
Reverse Repo Rate	3.35%	3.35%	0 bps
CRR	3.00%	4.00%	(100) bps
O/S Banking System Liquidity (Rs bn)	2812	2899	(87.1)

IIP Growth %	Jun-25	Jun-24	Apr-Feb
IIP	1.5	4.9	3.3
Capital Goods	3.5	3.6	7.9
Mining	3.9	3.5	3.8
Manufacturing	-2.6	8.6	2.1
Electricity	-8.7	10.3	0.4

ADR Price Movement

Company	Price (US\$)	Volume	Previous Day Price	Volume	Variance (%)	No. of Share Per ADR	ADR Price (Rs.)	BSE Price	Variance (%)
Infosys Tech	17.01	22949880	16.60	18923314	2.47%	1	1481.12	1496.20	-1.0%
Wipro	2.79	4319430	2.75	7724295	1.45%	1	242.94	250.84	-3.2%
Dr.Reddy's	14.13	743687	14.18	786513	-0.35%	1	1230.35	1245.40	-1.2%
ICICI Bank	33.19	3782067	32.88	6904410	0.94%	2	1444.99	1430.60	1.0%
HDFC Bank	74.99	2001915	74.86	1674439	0.17%	3	2176.55	1988.20	9.5%

GDR's (US\$)

	Prices	Prev. Close	Change	Var %
L&T	40.85	41.45	(0.6)	-1.4%
RIL	64.20	64.70	(0.5)	-0.8%
SBI	95.00	95.00	0.0	0.0%

US Economy Data	Current	Previous
Inflation (%) (YoY)	2.70%	2.70%
Unemployment (%)	4.20%	4.10%

Interest Rate (%)	Current	Previous
Fed Rate	4.50%	4.50%

US GDP	Q2CY25	Q1CY25
Growth (QoQ Annualized)	3.00%	-0.50%

China Economy Data	Current	Previous
GDP	5.20%	5.40%
Inflation – CPI (%)	0.00%	0.10%

Economic Calendar

	Date
Indian GDP Data	29 Aug
Indian Inflation Data CPI	12 Sep
Indian Inflation Data WPI	15 Sep
Indian Monetary Policy	01 Oct
India's Industrial Production (IIP)	28 Aug
US Inflation Data	11 Sep
US GDP	28 Aug
US Unemployment Data	05 Sep
US Fed Rate	17 Sep
China GDP	20 Oct
China Inflation Data	10 Sept

Event Update

Name	Date	Purpose
AMJ Land Holdings Ltd.	21-Aug-2025	Rs.0.20 per share(10%)Dividend
Bhandari Hosiery Exports Ltd.	21-Aug-2025	Rs.0.02 per share(2%)Final Dividend
BSL Ltd.	21-Aug-2025	Rs.0.80 per share(8%)Final Dividend
Coal India Ltd.	21-Aug-2025	Rs.5.15 per share(51.5%)Final Dividend
Dev Information Technology Ltd.	21-Aug-2025	Stock Split from Rs.5/- to Rs.2/-
Hindustan Aeronautics Ltd.	21-Aug-2025	Rs.15.00 per share(300%)Final Dividend
Honda India Power Products Ltd.	21-Aug-2025	Rs.100.00 per share(1000%)Interim Dividend
Jullundur Motor Agency (Delhi) Ltd.	21-Aug-2025	Dividend & Annual General Meeting
Kakatiya Cement Sugar & Industries Ltd.	21-Aug-2025	Rs.3.00 per share(30%)Final Dividend
Manorama Industries Ltd.	21-Aug-2025	Rs.0.60 per share(30%)Final Dividend
Nephro Care India Ltd.	21-Aug-2025	Annual Book Closure
Pudumjee Paper Products Ltd.	21-Aug-2025	Rs.0.60 per share(60%)Dividend
Rail Vikas Nigam Ltd.	21-Aug-2025	Rs.1.72 per share(17.2%)Final Dividend
Relaxo Footwears Ltd.	21-Aug-2025	Rs.3.00 per share(300%)Final Dividend
Thomas Cook (India) Ltd.	21-Aug-2025	Rs.0.45 per share(45%)Final Dividend
ABM Knowledgeware Ltd.	22-Aug-2025	Rs.1.25 per share(25%)Final Dividend
AGI Greenpac Ltd.	22-Aug-2025	Rs.7.00 per share(350%)Final Dividend
AK Capital Services Ltd.	22-Aug-2025	Rs.14.00 per share(140%)Final Dividend
APL Apollo Tubes Ltd.	22-Aug-2025	Rs.5.75 per share(287.5%)Final Dividend
ASM Technologies Ltd.	22-Aug-2025	Rs.1.00 per share(10%)Interim Dividend
Bannari Amman Sugars Ltd.	22-Aug-2025	Rs.12.50 per share(125%)Final Dividend
Belrise Industries Ltd.	22-Aug-2025	Rs.0.55 per share(11%)Final Dividend
Bhatia Communications & Retail (India) Ltd.	22-Aug-2025	Rs.0.01 per share(1%)First Interim Dividend
Deep Industries Ltd.	22-Aug-2025	Rs.3.05 per share(61%)Final Dividend
Dhanashree Electronics Ltd.	22-Aug-2025	Rs.0.10 per share(1%)Final Dividend
DMCC Speciality Chemicals Ltd.	22-Aug-2025	Rs.2.50 per share(25%)Final Dividend
Dynacons Systems & Solutions Ltd.	22-Aug-2025	Interim Dividend
Dynamic Industries Ltd.	22-Aug-2025	Rs.1.00 per share(10%)Final Dividend
eClerx Services Ltd.	22-Aug-2025	Rs.1.00 per share(10%)Final Dividend
GE Vernova T&D India Ltd.	22-Aug-2025	Rs.5.00 per share(250%)Final Dividend
Global Health Ltd.	22-Aug-2025	Rs.0.50 per share(25%)Final Dividend
Godfrey Phillips India Ltd.	22-Aug-2025	Rs.60.00 per share(3000%)Final Dividend
Gujarat Ambuja Exports Ltd.	22-Aug-2025	Rs.0.25 per share(25%)Final Dividend
HMA Agro Industries Ltd.	22-Aug-2025	Rs.0.30 per share(30%)Final Dividend
IB Infotech Enterprises Ltd.	22-Aug-2025	Rs.1.00 per share(10%)Final Dividend
Indian Railway Catering And Tourism Corporation Ltd.	22-Aug-2025	Rs.1.00 per share(50%)Final Dividend
Indigo Paints Ltd.	22-Aug-2025	Rs.3.50 per share(35%)Final Dividend
iStreet Network Ltd.	22-Aug-2025	Interim Dividend
Jasch Gauging Technologies Ltd.	22-Aug-2025	Rs.2.50 per share(25%)Final Dividend
Jindal Stainless Ltd.	22-Aug-2025	Rs.2.00 per share(100%)Final Dividend
Jindal Steel Ltd.	22-Aug-2025	Rs.2.00 per share(200%)Final Dividend
KFin Technologies Ltd.	22-Aug-2025	Rs.7.50 per share(75%)Final Dividend
Kuantum Papers Ltd.	22-Aug-2025	Rs.3.00 per share(300%)Final Dividend
LIC Housing Finance Ltd.	22-Aug-2025	Rs.10.00 per share(500%)Final Dividend
Lodha Developers Ltd.	22-Aug-2025	Rs.4.25 per share(42.5%)Final Dividend
Mayur Uniquoters Ltd.	22-Aug-2025	Rs.5.00 per share(100%)Final Dividend
Naturewings Holidays Ltd.	22-Aug-2025	Rs.1.50 per share(15%)Final Dividend
NDL Ventures Ltd.	22-Aug-2025	Rs.0.50 per share(5%)Final Dividend
Netweb Technologies India Ltd.	22-Aug-2025	Rs.2.50 per share(125%)Final Dividend
Nicco Parks & Resorts Ltd.	22-Aug-2025	Interim Dividend
Omax Autos Ltd.	22-Aug-2025	Rs.2.50 per share(25%)Final Dividend
Procter & Gamble Health Ltd.	22-Aug-2025	Rs.45.00 per share(450%)Final Dividend
Rajapalayam Mills Ltd.	22-Aug-2025	Rs.0.50 per share(5%)Dividend
Sai Silks (Kalamandir) Ltd.	22-Aug-2025	Rs.1.00 per share(50%)Final Dividend
Sarda Energy & Minerals Ltd.	22-Aug-2025	Rs.1.50 per share(150%)Final Dividend

Bulk Deal As On 20/08/25

BSE					
Security Code	Security Name	Client Name	Deal	Quantity	Price
512149	AVANCE	WHAMIA TRADERS LLP	S	15000000	1.74
540545	BGJL	NEERAJ KUMAR SINGLA	B	95637	20.7
539175	BLUEGOD	GREEN PEAKS ENTERPRISES LLP	S	215000	30.2
539175	BLUEGOD	GREEN PEAKS ENTERPRISES LLP	B	280000	30.2
541299	DLCL	KOTESHWAR UDUPA SRINATH	S	32000	21
532015	GRAVITY	AAYZAN ENTERPRISE PRIVATE LIMITED	B	168563	6.43
532015	GRAVITY	VARUN RASIKLAL THAKKAR	S	163477	6.43
539222	GROWINGTON	METROCITY TRACOM PRIVATE LIMITED	B	3500000	1.45
539222	GROWINGTON	MOHAMMAD USMAN GANI	B	9800000	1.44
539222	GROWINGTON	SHEZA CORPORATE ADVISORS LLP	S	5000000	1.44
539787	HCG	AXIS MUTUAL FUND	B	1392000	660
539787	HCG	BASAVALINGA SADASIVAIAH AJAIKUMAR	S	1392000	660
539224	HCKKVENTURE	NEO APEX VENTURE LLP	S	37143	33.72
539224	HCKKVENTURE	UDAY R SHAH HUF	B	27000	33.72
526967	HEERAISP	DHARMESHKUMAR RAMESHCHANDRA MISTRY	S	374555	7.6
526967	HEERAISP	GANESH PURI GOSWAMI	B	79334	7.6
526967	HEERAISP	HEMANTBHAI RAJENDRABHAI SHAH HUF	B	50000	7.6
526967	HEERAISP	PATEL BHANUMATIBEN RAMESHCHANDRA	B	100000	7.6
544477	HILINFRA	MANSI SHARE AND STOCK BROKING PRIVATE LIMITED	B	405353	105.07
544483	ICODEX	ABUNDANTIA CAPITAL VCC - ABUNDANTIA CAPITAL III	S	98400	73.78
544483	ICODEX	COMERCINATE ENTERPRISES PRIVATE LIMITED	B	99600	77.2
544483	ICODEX	NEO APEX VENTURE LLP	B	186000	73.84
544483	ICODEX	SHIVAAY TRADING COMPANY	B	99600	75.48
544483	ICODEX	SIDDHARTH ABHAIKUMAR NAHAR	B	99600	74.15
540515	KANUNGO	GAURANG MANUBHAI SHAH	B	31500	8.34
540515	KANUNGO	RAMESHKUMAR JADAVBHAI KATHIRIYA	S	48999	8.33
513119	ONIXSOLAR	NEO APEX VENTURE LLP	B	10000	445.55
511734	PASUFIN	ANSUMALI MERCHANDISE BARTER PRIVATE LIMITED	S	25000	23.5
511734	PASUFIN	JIGNESH MAHENDRA BHAI PATEL	S	25000	23.47
543540	PGCRL	MOTILAL OSWAL FINVEST LIMITED	S	15000	161.45
526490	PRATIK	ANMOL CHANDRAKANT BAMB	B	479512	6.12
526490	PRATIK	HEMAKAR GOPAL SHETTY	S	400000	6.12
526490	PRATIK	SHILPA ACHYUTRAO HANGE	S	400000	6.12
526490	PRATIK	VIDYA HEMAAR SHETTY	S	400000	6.11
512217	PRISMMEDI	GALA FINANCE AND INVESTMENT PRIVATE LIMITED	B	35000	16.5
512217	PRISMMEDI	SHRESTHANUMANKANODIA	S	33912	16.5
544378	PSPL	PALLAVI DALAL	B	28000	75.15
544378	PSPL	SUN CAPITAL ADVISORY SERVICES PRIVATE LIMITED	S	28000	75.15
536659	PVVINFRA	NORTHEAST BROKING SERVICES LIMITED	B	400000	6.22
544485	REGAAL	IRAGE BROKING SERVICES LLP	S	1006525	137.51
544485	REGAAL	IRAGE BROKING SERVICES LLP	B	1177011	138.05
506642	SADHNANIQ	CATALYST TRUSTEESHIP LIMITED	S	4859167	6.78
506642	SADHNANIQ	NEO APEX VENTURE LLP	B	2800000	6.78
540259	SHANGAR	AVENUE BUSINESS CENTER PRIVATE LIMITED	S	5571454	0.45
540259	SHANGAR	NARASIMHA NAIK KARAMTHOT	B	4660013	0.45
542146	SKIFL	PRASHANT NATWARLAL LAKHANI	S	100000	45.01
544399	SRIGEE	NEO APEX VENTURE LLP	S	32400	219.52
503816	SWADPOL	MKJ ENTERPRISES LIMITED	S	500000	59.55
503816	SWADPOL	PAHARPUR COOLING TOWERS LTD	B	500000	59.55
523752	TIHIL	PRAS INVESTMENT PRIVATE LIMITED	S	2069420	13.78
523752	TIHIL	VAKANDA SERVICES PRIVATE LIMITED	S	1004853	13.78
541338	UHZAVERI	NEERAJ KUMAR SINGLA	S	52192	17.09
538610	UNISON	AMIT GUPTA	S	180000	23.99
543623	VEDANTASSET	KCPL INTRADE PRIVATE LIMITED	S	33000	38.69

543623	VEDANTASSET	POLSON TIE UP PRIVATE LIMITED	B	15000	37.8
543623	VEDANTASSET	SEEMA YASHWANT TIDKE	S	15000	38.04
542803	VEL	KALAWATI KISHOR THAKKAR	B	50000	19.85
542803	VEL	L7 HITECH PRIVATE LIMITED	S	76211	20.54
542803	VEL	PIYUSH SECURITIES PVT LTD	S	50000	19.85
542046	VIVDM	SATISHKUMAR RAMANLAL GAJJAR	S	1000000	8.18
539761	VKAL	GRID TRADING PRIVATE LIMITED	S	2432780	3.6
539761	VKAL	MANILAL BHURALAL GALA	S	3339450	3.6
506122	VOLKAI	ALNASIR ABDUL AZIZ GILANI	B	35000	145.45
506122	VOLKAI	JAYESH AMRATLAL SHAH	S	96268	145.45
506122	VOLKAI	MASUM SUBHASH RAVANI	S	6000	145.4
506122	VOLKAI	SATISH PURUSHOTTAM PASEBAND	B	20000	145.45
506122	VOLKAI	SHANTILAL GHANSHYAMBHAI GANDHI	B	8000	145.45
524661	WELCURE	KULDEEP RANVIRSINGH TOMAR	S	1000000	12.32
524661	WELCURE	RAHUL RATANSINGH SIKARWAR	S	2102922	12.42

NSE					
Security Code	Security Name	Client Name	Deal	Quantity	Price
ARISINFRA	Arisinfra Solutions Ltd	MARWADI SHARES AND FINANCE LTD.	BUY	725090	141.17
ARISINFRA	Arisinfra Solutions Ltd	NECTA BLOOM VCC - REGAL FUND	SELL	725090	141.17
GATECHDVR	GACM Technologies Limited	KRISHAN LAL WADHWA	BUY	1030413	0.46
INFIBPP	INFIBEAM Re.0.5 ppd up	RAKESH BALURAM LAHOTI	BUY	3500000	10.11
KAUSHALYA	Kaushalya Infrastructure	AMIT KUMAR JAIN HUF	BUY	3000	1037.7
MAHEPC	Mahindra EPC Irrig Ltd	RAJEN ANILBHAIR SHAH	SELL	269000	185.12
MCON	Mcon Rasayan India Ltd	HEXAXIS ADVISORS LIMITED	BUY	53000	80.77
MCON	Mcon Rasayan India Ltd	YOSHI ENVIROTECH PRIVATE LIMITED	SELL	40000	80.94
NAVKARURB	Navkar Urbanstructure Ltd	MANSI SHARE AND STOCK BROKING PRIVATE LIMITED	BUY	10000000	2.54
NAVKARURB	Navkar Urbanstructure Ltd	NECTA BLOOM VCC - NECTA BLOOM ONE	SELL	10000000	2.54
RNPL	Renol Polychem Limited	NEO APEX SHARE BROKING SERVICES LLP	SELL	42000	74.5
SAMPANN	Sampann Utpadan India Ltd	DAVOS INTERNATIONAL FUND	SELL	729449	32.4
SAMPANN	Sampann Utpadan India Ltd	ISQUARE GLOBAL PE FUND	BUY	729449	32.4
SMLT	Sarthak Metals Limited	BANSAL KIRTI	SELL	200000	107.18
SMLT	Sarthak Metals Limited	SHAH SANJAY CHAMANLAL	BUY	194405	107.15
SHAILY	Shaily Eng Plastics Ltd	AMERICAN FUNDS FUNDAMENTAL INVESTORS	BUY	268179	1924.78
SHAILY	Shaily Eng Plastics Ltd	AMERICAN FUNDS FUNDAMENTAL INVESTORS	BUY	500000	1925
SHAILY	Shaily Eng Plastics Ltd	LIGHTHOUSE INDIA FUND III LIMITED	SELL	500000	1925
SHAILY	Shaily Eng Plastics Ltd	LIGHTHOUSE INDIA FUND III LIMITED	SELL	500000	1925
SHAILY	Shaily Eng Plastics Ltd	THE GROWTH FUND OF AMERICA	BUY	500000	1925
SHANTI	Shanti Overseas (Ind) Ltd	AYUSH KACHOLIA	SELL	141390	10.04
VGUARD	V-Guard Industries Limited	ICICI PRUDENTIAL MUTUAL FUND	BUY	4151351	370

Disclosure:

Research Reports that are published by Nirmal Bang Securities Private Limited (hereinafter referred to as "NBSPL") are for private circulation only. NBSPL is a registered Research Analyst under SEBI (Research Analyst) Regulations, 2014 having Registration no. INH000001766. NBSPL is also a registered Stock Broker with National Stock Exchange of India Limited, BSE Limited, Metropolitan Stock Exchange of India Limited, Multi Commodity Exchange of India Limited and , National Commodity and Derivative Exchange Limited in Capital Market , Equity and Commodities derivatives segments and Currency Derivatives Segment .

NBSPL has other business divisions with independent research teams separated by Chinese walls, and therefore may, at times, have different or contrary views on stocks and markets.

NBSPL or its associates have not been debarred / suspended by SEBI or any other regulatory authority for accessing / dealing in securities Market since last 20 years. NBSPL, its associates or analyst or his relatives do not hold any financial interest (Except Investment) in the subject company. NBSPL or its associates or Analyst do not have any conflict or material conflict of interest at the time of publication of the research report with the subject company. NBSPL or its associates or Analyst or his relatives may or may not hold beneficial ownership of 1% or more in the subject company at the end of the month immediately preceding the date of publication of this research report.

NBSPL or its associates / analyst has not received any compensation / managed or co-managed public offering of securities of the company covered by Analyst during the past twelve months. NBSPL or its associates have not received any compensation or other benefits from the company covered by Analyst or third party in connection with the research report. Analyst has not served as an officer, director or employee of Subject Company. NBSPL / analyst has not been engaged in market making activity of the subject company.

Analyst Certification: The research analysts and authors of these reports, hereby certify that the views expressed in this research report accurately reflects my/our personal views about the subject securities, issuers, products, sectors or industries. It is also certified that no part of the compensation of the analyst(s) was, is, or will be directly or indirectly related to the inclusion of specific recommendations or views in this research. The analyst(s) principally responsible for the preparation of this research report and has taken reasonable care to achieve and maintain independence and objectivity in making any recommendations.

Disclaimer:

The Research Report is for the personal information of the authorized recipient and does not construe to be any investment, legal or taxation advice. NBSPL is not soliciting any action based upon it. Nothing in the research report shall be construed as a solicitation to buy or sell any security or product, or to engage in or refrain from engaging in any such transaction. In preparing the research report, we did not take into account the investment objectives, financial situation and particular needs of the reader.

The research report has been prepared for the general use of the clients of NBSPL and must not be copied, either in whole or in part, or distributed or redistributed to any other person in any form. If you are not the intended recipient you must not use or disclose the information in the research report in any way. Though disseminated to all the customers simultaneously, not all customers may receive the research report at the same time. NBSPL will not treat recipients as customers by virtue of their receiving the research report. The research report is not directed or intended for distribution to or use by any person or entity resident in a state, country or any jurisdiction, where such distribution, publication, availability or use would be contrary to law, regulation or which would subject NBSPL & its group companies to registration or licensing requirements within such jurisdictions.

The report is based on the information obtained from sources believed to be reliable, but we do not make any representation or warranty that it is accurate, complete or up-to-date and it should not be relied upon as such. We accept no obligation to correct or update the information or opinions in it. NBSPL or any of its affiliates or employees shall not be in any way responsible for any loss or damage that may arise to any person from any inadvertent error in the information contained in the research report. NBSPL or any of its affiliates or employees do not provide, at any time, any express or implied warranty of any kind, regarding any matter pertaining to this report, including without limitation the implied warranties of merchantability, fitness for a particular purpose, and non-infringement. The recipients of the research report should rely on their own investigations.

This information is subject to change without any prior notice. NBSPL reserves its absolute discretion and right to make or refrain from making modifications and alterations to this statement from time to time. Nevertheless, NBSPL is committed to providing independent and transparent recommendations to its clients, and would be happy to provide information in response to specific client queries.

Before making an investment decision on the basis of research report, the reader needs to consider, with or without the assistance of an adviser, whether the advice is appropriate in light of their particular investment needs, objectives and financial circumstances. There are risks involved in securities trading. The price of securities can and does fluctuate, and an individual security may even become valueless. International investors are reminded of the additional risks inherent in international investments, such as currency fluctuations and international stock market or economic conditions, which may adversely affect the value of the investment. Opinions expressed are subject to change without any notice. Neither the company nor the director or the employees of NBSPL accept any liability whatsoever for any direct, indirect, consequential or other loss arising from any use of the research report and/or further communication in relation to the research report. Here it may be noted that neither NBSPL, nor its directors, employees, agents or representatives shall be liable for any damages whether direct or indirect, incidental, special or consequential including lost revenue or lost profit that may arise from or in connection with the use of the information contained in the research report.

Copyright of this document vests exclusively with NBSPL.

Our reports are also available on our website

Registration granted by SEBI and certification from NISM in no way guarantee performance of NBSPL or provide any assurance of returns to investors.

Nirmal Bang Research (Division of Nirmal Bang Securities Pvt. Ltd.)

B-2, 301/302, Marathon Innova,
Opp. Peninsula Corporate Park
Off. Ganpatrao Kadam Marg
Lower Parel(W), Mumbai-400013
Board No. : 91 22 6723 8000/8001
Fax. : 022 6723 8010